

# QMCMT - Conduit Mount for Tile

for Curved or Flat Tiles



## Installation Instructions






# Instructions: Conduit Mount for Tile

**Installation Tools Required:** 7/16" socket wrench.



Determine the tile that the mount will be installed on. Remove the tile or tiles from the course immediately above that tile. Hook the top clamp over the top edge of the tile.




The top clamp is reversible. Use the wider hook end on tiles greater than 1" thick, use the thinner hook end on tiles less than 1" thick.



Slightly lift the bottom of the tile and slide the bottom clamp over the bottom edge of tile.



Insert the 4" tap bolt through the slot on the bottom clamp and into the threaded hole on the end of the top clamp. Use a 7/16" socket wrench to thread the screw.



Tighten until the top clamp hook end unbends and is at a 90° angle to the tile.



Use the cap screw (included) to attach your pipe clamp (not included) to bottom clamp. Works with a variety of clamps.



Insert conduit and use a 7/16" socket to tighten down the pipe clamp.

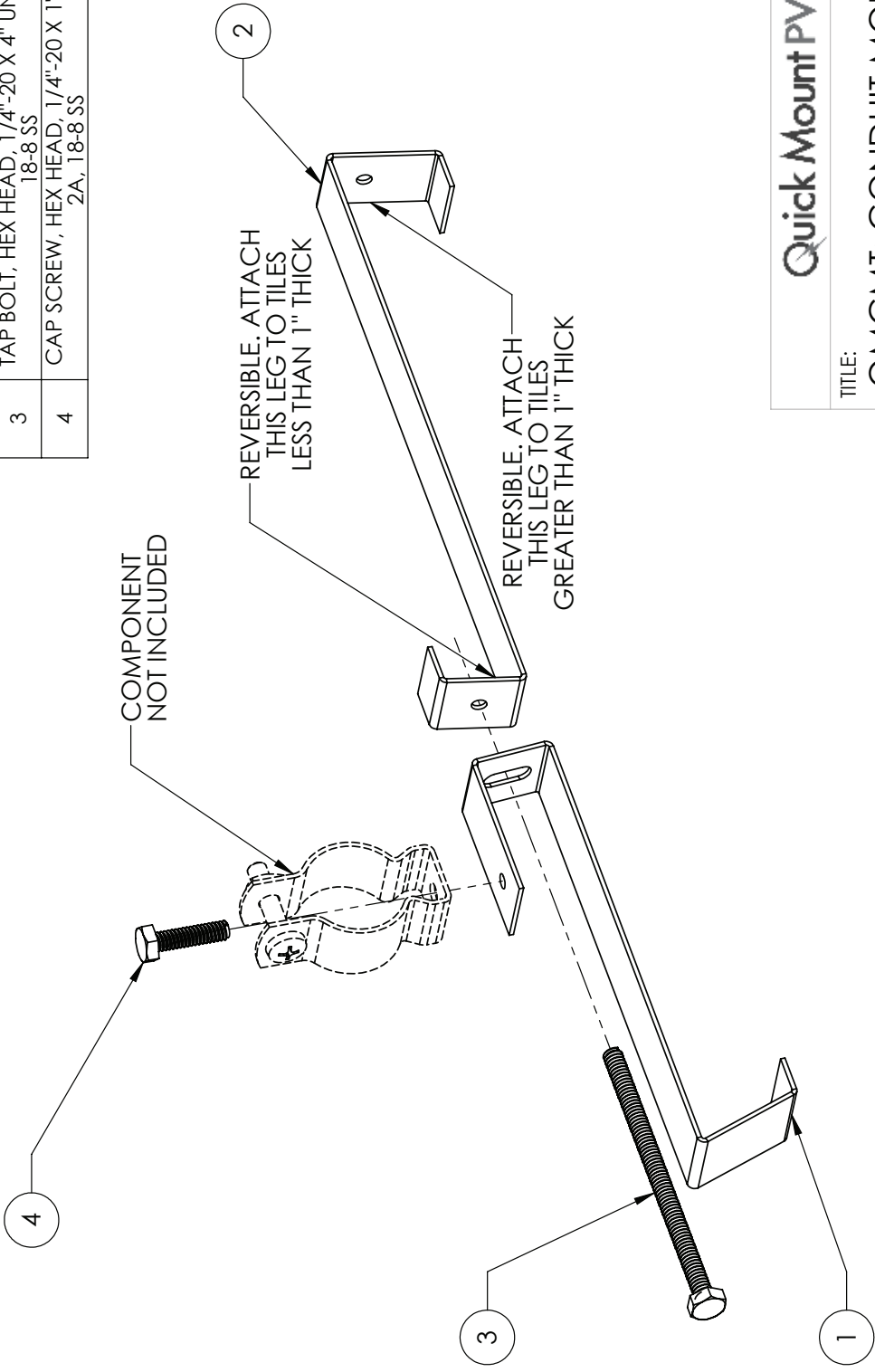


The installation process on any form of curved tile is the same. Make sure that the conduit mount is installed onto the crown (high point) of the tile not in the valley.



Install mounts as needed to support conduit across the roof.

ITEM NO.	DESCRIPTION	QTY.
1	CONDUIT MOUNT FOR TILE; BOTTOM CLAMP, 16 GA., 304 SS, MILL	1
2	CONDUIT MOUNT FOR TILE; TOP CLAMP, 16 GA., 304 SS, MILL	1
3	TAP BOLT, HEX HEAD, 1/4"-20 X 4" UNC-2A, 18-8 SS	1
4	CAP SCREW, HEX HEAD, 1/4"-20 X 1" UNC-2A, 18-8 SS	1



**Quick Mount PV®**

TITLE:  
**QMCMT: CONDUIT MOUNT FOR TILE**

UNLESS OTHERWISE SPECIFIED: DIMENSIONS ARE IN INCHES	SIZE	DRAWN BY: AAP	REV
TOLERANCES: FRACTIONAL ± 1/8 TWO PLACE DECIMAL ± .19 THREE PLACE DECIMAL ± .094	<b>A</b>	DATE: 4/5/2019	<b>3</b>
SCALE: 1:2		WEIGHT: 0.47	SHEET 1 OF 1

DO NOT SCALE DRAWING

PROPRIETARY AND CONFIDENTIAL  
 THE INFORMATION CONTAINED IN THIS DRAWING IS THE SOLE PROPERTY OF QUICK MOUNT PV. ANY REPRODUCTION IN PART OR AS A WHOLE WITHOUT THE WRITTEN PERMISSION OF QUICK MOUNT PV IS PROHIBITED. **COPYRIGHT © 2019 QUICK MOUNT PV**



925-478-8269 | [www.quickmountpv.com](http://www.quickmountpv.com) | [info@quickmountpv.com](mailto:info@quickmountpv.com)  
2700 Mitchell Dr. | Walnut Creek, CA 94598